



# Genetic Monitoring Report

Test Report Date: September 2017



 <b>Location: United Kingdom</b>	 <b>Genetic Monitoring Results</b>			 <b>Species: Mouse</b>	
Model	Most Recent Test Date	Recent Results Tested/Passed	Historical Results <sup>a</sup> Tested/Passed	Test Frequency	Number of SNP Markers Tested
129S2/SvHsd	1-Sep-17	5 / 5	38 / 38	Quarterly	48
A/JOlaHsd	1-Sep-17	4 / 3	34 / 34	Quarterly	48
BALB/cOlaHsd	1-Sep-17	12 / 9	127 / 127	Quarterly	48
BiozziABH/RijHsd	1-Sep-17	3 / 7	23 / 23	Quarterly	48
B6.V-Lep <sup>ob</sup> /OlaHsd	1-Sep-17	12 / 6	60 / 60	Quarterly	48
BKS.Cg-+Lep <sup>db</sup> /+Lep <sup>db</sup> /OlaHsd	1-Sep-17	12 / 5	100 / 100	Quarterly	48
C57BL/6JOlaHsd	1-Sep-17	10 / 6	120 / 120	Quarterly	48
DBA/1OlaHsd	1-Sep-17	7 / 4	38 / 38	Quarterly	48
DBA/2OlaHsd	1-Sep-17	4 / 6	60 / 60	Quarterly	48
FVB/Han®Hsd	1-Sep-17	5 / 3	47 / 47	Quarterly	48
NIH/OlaHsd	1-Sep-17	6 / 2	38 / 38	Quarterly	48
NZB/OlaHsd	1-Sep-17	5 / 6	61 / 61	Quarterly	48
NZW/OlaHsd	1-Sep-17	5 / 5	49 / 49	Quarterly	48
BALB/cOlaHsd-Foxn1 <sup>nu</sup>	1-Mar-17	0 / 0	71 / 71	Annually	48
C.B-17/lcrHsd-Prkdc <sup>scid</sup> Lyst <sup>bg-J</sup>	1-Mar-17	0 / 0	10 / 10	Annually	48
C.B-17/lcrHan®Hsd-Prkdc <sup>scid</sup>	1-Mar-17	0 / 0	32 / 32	Annually	48
Hsd:Athymic nude-Foxn1 <sup>nu</sup>	1-Mar-17	0 / 0	96 / 96	Annually	96

**Testing Laboratory:** Bionomics Research Technology Center, Piscataway, NJ

Inbred strains at each production location have been tested using a custom panel of 48 Single Nucleotide Polymorphism (SNP) markers. Tests are conducted quarterly on all new inbred foundation colony breeding cages in non-isolator bred colonies. Tests are conducted on all foundation colony cages in newly populated isolator bred colonies, and then five (5) foundation colony breeder cages annually thereafter. Select outbred stocks at each production location have been tested using a custom panel of 96 Single Nucleotide Polymorphism (SNP) markers. Tests are conducted annually on select outbred colonies.

**Report Notes:**

<sup>a</sup> Historical results include 18 months of cumulative data




Sheryl Wildt, MS, MBA, CMAR  
Global Manager of Genetic Quality and Breeding



# Genetic Monitoring Report

Test Report Date: September 2017

++++  
ENVIGO

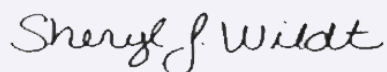
 Location: Netherlands	 Genetic Monitoring Results			 Species: Rat	
Model	Most Recent Test Date	Recent Results Tested/Passed	Historical Results <sup>a</sup> Tested/Passed	Test Frequency	Number of SNP Markers Tested
BN/RijHsd	1-Sep-17	4 / 4	10 / 10	Quarterly	48
DA/OlaHsd	1-Sep-17	8 / 8	46 / 46	Quarterly	48
LEW/SsNHsd	1-Sep-17	2 / 2	29 / 29	Quarterly	48
WKY/NHsd	1-Sep-17	8 / 8	35 / 35	Quarterly	48
SHR/NHsd	1-Sep-17	2 / 2	17 / 17	Quarterly	48
RccHan®:WIST	1-Sep-17	48 / 48	96 / 96	Annually	96

## Testing Laboratory: Bionomics Research Technology Center, Piscataway, NJ

Inbred strains at each production location have been tested using a custom panel of 48 Single Nucleotide Polymorphism (SNP) markers. Tests are conducted quarterly on all new inbred foundation colony breeding cages in non-isolator bred colonies. Tests are conducted on all foundation colony cages in newly populated isolator bred colonies, and then five (5) foundation colony breeder cages annually thereafter. Select outbred stocks at each production location have been tested using a custom panel of 96 Single Nucleotide Polymorphism (SNP) markers. Tests are conducted annually on select outbred colonies.

## Report Notes:

<sup>a</sup> Historical results include 18 months of cumulative data



Sheryl Wildt, MS, MBA, CMAR  
Global Manager of Genetic Quality and Breeding

++++